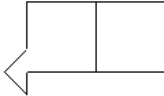
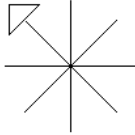
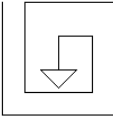



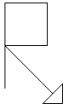

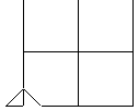
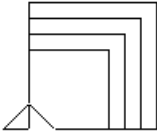
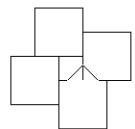
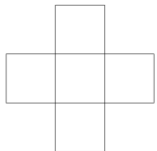
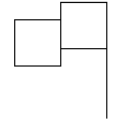
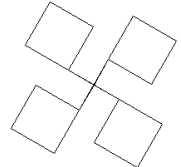
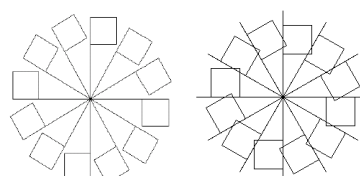
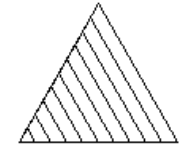
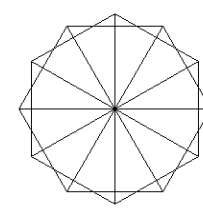
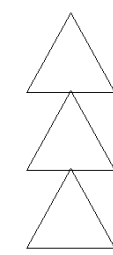


MSW Logo kujundite käsud

TUND 1	
<p>KAKS RUUTU FD 50 RT 90 FD 100 RT 90 FD 50 RT 90 FD 50 RT 90 FD 50 BK 50 LT 90 FD 50</p>	
<p>LUMEHELVES FD 100 BK 50 RT 45 FD 50 BK 50 RT 45 FD 50 BK 50 RT 45 FD 50 BK 50 RT 45 FD 50 BK 50 RT 45 FD 50 BK 50 RT 45 FD 50 BK 50 RT 45 FD 50</p>	
<p>LABÜRINT BK 100 RT 90 FD 100 LT 90 FD 100 LT 90 FD 80 LT 90 FD 80 LT 90 FD 60 LT 90 FD 50 LT 90 FD 30 LT 90 FD 30</p>	
TUND 5	
<p>NIMETÄHED FD 100 BK 50 RT 45 FD 60 BK 60 RT 90 FD 60</p>	
<p>fd 100 bk 100 rt 90 fd 60</p>	

rt 30 fd 100 rt 120 fd 100 bk 50 rt 120 fd 50	
fd 100 rt 90 fd 50 rt 90 fd 50 rt 90 fd 50 rt 90 rt 90 rt 45 fd 80	
<p>VÖRDUS NB! Enne liikuda kilpkonnaga pliiats üleval vasakule, siis suund üles ja pliiats alla. Kõik käsud sisestada järjest. KAKS rt 90 fd 50 rt 90 fd 50 rt 90 fd 50 lt 90 fd 50 lt 90 fd 50 PLUSS KAKS pu fd 50 lt 90 fd 20 pd fd 40 bk 20 rt 90 fd 20 bk 40 pu fd 100 rt 90 fd 40 pd lt 90 fd 50 bk 50 lt 90 fd 50 rt 90 fd 50 lt 90 fd 50 lt 90 fd 50 VÖRDUSMÄRK pu bk 200 lt 90 fd 40 pd rt 90 fd 40 bk 80 pu lt 90 fd 20 pd rt 90 fd 80 NELI pu bk 110 rt 90 pd fd 60 bk 60 rt 90 fd 50 lt 90 fd 60 bk 110</p>	
TUND 6	
repeat 4 [fd 50 repeat 5 [fd 50 rt 90]]	


<p>repeat 4 [fd 50 rt 90]repeat 4 [fd 60 rt 90] repeat 4 [fd 70 rt 90]repeat 4 [fd 80 rt 90]</p>	
<p>repeat 4 [repeat 4 [fd 50 rt 90]fd 25 lt 90 repeat 4 [fd 50 rt 90]</p>	
<p>TUND 7</p>	
<p>NELI RUUTU repeat 3 [repeat 4 [fd 100 rt 90] rt 90 fd 100 lt 90] lt 90 fd 100 lt 90 repeat 4 [fd 100 rt 90] bk 200 repeat 4 [fd 100 rt 90]</p>	
<p>LIPP fd 60 repeat 4 [fd 40 lt 90] lt 90 fd 40 rt 90 bk 15 repeat 4 [fd 40 lt 90]</p>	
<p>KAKS LIPPU RISTI lt 60 repeat 4 [fd 70 repeat 4 [fd 60 rt 90] bk 35 rt 90 bk 35]</p>	

<p>12 LIPPU RINGSELT repeat 12 [rt 30 fd 120 rt 90 repeat 4 [fd 40 rt 90] lt 90 bk 120]</p> <p>12 POOLES VARDAS LIPPU repeat 12 [rt 30 fd 120 bk 20 rt 90 repeat 4 [fd 40 rt 90] lt 90 bk 100]</p>	
<p>TUND 8</p>	
<p>KOLMNURGAD ÜKSTEISE SEES rt 30 repeat 3 [fd 100 rt 120] repeat 3 [fd 90 rt 120] repeat 3 [fd 80 rt 120] repeat 3 [fd 70 rt 120] repeat 3 [fd 60 rt 120] repeat 3 [fd 50 rt 120] repeat 3 [fd 40 rt 120] repeat 3 [fd 30 rt 120] repeat 3 [fd 20 rt 120] repeat 3 [fd 10 rt 120]</p>	
<p>12 KOLMNURKA RINGSELT repeat 12 [lt 30 repeat 3 [fd 100 rt 120]]</p>	
<p>KUUSEPUU rt 30 repeat 3[fd 100 rt 120] repeat 2 [lt 30 pu bk 85 pd rt 30 repeat 3[fd 100 rt 120]]</p>	

TUND 9

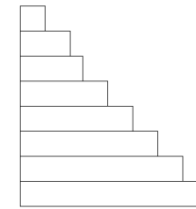
RISTKÜLIKUD ÜKSTEISE SEES

repeat 2[fd 100 rt 90 fd 200 rt 90]
repeat 2[fd 85 rt 90 fd 185 rt 90]
repeat 2[fd 70 rt 90 fd 170 rt 90]
repeat 2[fd 55 rt 90 fd 155 rt 90]



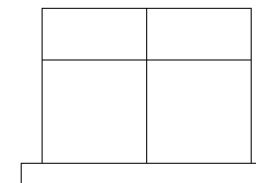
TREPP

repeat 2[rt 90 fd 300 rt 90 fd 40]
repeat 2[fd 40 rt 90 fd 260 rt 90] fd 40
repeat 2[fd 40 rt 90 fd 220 rt 90] fd 40
repeat 2[fd 40 rt 90 fd 180 rt 90] fd 40
repeat 2[fd 40 rt 90 fd 140 rt 90] fd 40
repeat 2[fd 40 rt 90 fd 100 rt 90] fd 40
repeat 2[fd 40 rt 90 fd 80 rt 90] fd 40
repeat 2[fd 40 rt 90 fd 40 rt 90] fd 40



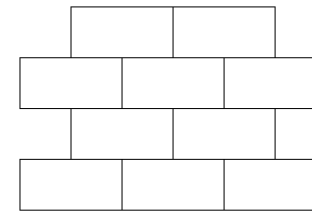
AKEN

repeat 2[fd 50 lt 90 fd 100 lt 90]
repeat 2[fd 50 rt 90 fd 100 rt 90]
bk 100 repeat 4[fd 100 rt 90 fd 100 rt 90]
repeat 4[fd 100 lt 90 fd 100 lt 90] bk 20
repeat 2[fd 20 rt 90 fd 120 rt 90]
repeat 2[fd 20 lt 90 fd 120 lt 90]
pe fd 20



MÜÜR

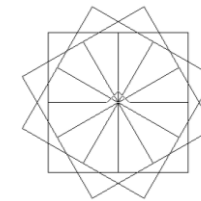
```
repeat 2[fd 50 rt 90 fd 100 rt 90]
repeat 2[fd 50 lt 90 fd 100 lt 90] lt 90 fd 50 rt 90 bk 50
repeat 2[fd 50 lt 90 fd 100 lt 90]
repeat 2[fd 50 rt 90 fd 100 rt 90] rt 90 fd 100 lt 90
repeat 2[fd 50 rt 90 fd 100 rt 90] lt 90 fd 50 rt 90 bk 50
repeat 2[fd 50 rt 90 fd 100 rt 90]
repeat 2[fd 50 lt 90 fd 100 lt 90] lt 90 fd 50 rt 90 bk 50
repeat 2[fd 50 lt 90 fd 100 lt 90]
repeat 2[fd 50 rt 90 fd 100 rt 90] rt 90 fd 100 lt 90
repeat 2[fd 50 rt 90 fd 100 rt 90]
```



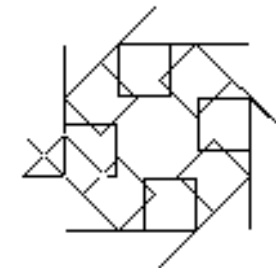
TUND 10

12 RUUTU RINGSELT

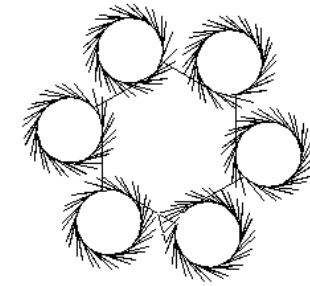
```
repeat 12 [ repeat 4 [fd 100 rt 90] rt 30]
```




```
repeat 8 [ fd 50 bk 20 rt 45 repeat 4[fd 20 rt 90]
```




repeat 23 [fd 50 repeat 30 [fd 20 bk 30 rt 23] rt 90]

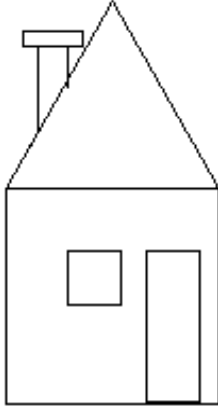


repeat 8 [rt 45 repeat 6 [repeat 90 [fd 2 rt 2] rt 90]



repeat 60 [fd 100 rt 10 repeat 20 [fd 20 rt 60 repeat 3 [fd 40 rt 120]




<p>LIKUVAD PILDID px repeat 1000 [fd 100 lt 130] px repeat 10000 [fd 30 bk 40 rt 10]</p>	
TUND 13	
<p>MAJA NB! Eelnevalt on tehtud protseduurid ruut ja 3nurk. fd 30 lt 30 fd 40 lt 90 fd 7 rt 90 repeat 2 [fd 7 rt 90 fd 28 rt 90] rt 90 fd 21 rt 90 fd 20 pu fd 100 pd repeat 4 [bk 25 rt 90] lt 90 fd 25 lt 90 fd 25 rt 90 pu fd 12 pd repeat 2 [fd 25 rt 90 fd 70 rt 90]</p>	
TUND 14	
<p>TÄIENDUS UKS ... fd 60 lt 30 fd 30 lt 90 pu fd 20 pd repeat 2 [fd 20 rt 90 fd 30 rt 90] end</p>	<p>TÄIENDATUD LINN TO LINN REPEAT 6[MAJA RT 60 PU FD 100 PD LT 90] END</p>
<p>TÄIENDATUD LILL TO LILL REPEAT 18 [FD 100 BK 60 RT 10 FD 60 BK 60 LT 20 FD 60 BK 60 RT 10 BK 40 RT 20] END</p>	<p>MUUDETUD LILL to lill REPEAT 12[FD 120 BK 60 RT 10 FD 60 BK 60 LT 20 FD 60 BK 60 RT 10 BK 60 RT 30] End</p>

TUND 17

5 ERINEVA LAIUSE JA VÄRVIGA JOONT

```
SETSC [255 255 255]
SETPENSIZE [40 40] SETPC [255 150 0] fd 100 pu rt 90 fd 50 rt 90
pd SETPENSIZE [35 35] SETPC [0 255 0] fd 100 pu lt 90 fd 50 lt 90
pd SETPENSIZE [20 20] SETPC [255 255 0] fd 100 pu rt 90 fd 50 rt 90
pd SETPENSIZE [10 10] SETPC [0 0 255] fd 100 pu lt 90 fd 50 lt 90
pd SETPENSIZE [50 50] SETPC [60 180 100] fd 100
```



TUND 18

Parandusega **EESTI LIPP**


```
to eestilipp
setfloodcolor [0 0 255]
bitblock 300 50
pu bk 50 pd
setfloodcolor [0 0 0]
bitblock 300 50
pu bk 50 pd
setpencolor [0 0 0]
setpensize [1 1]
repeat 2 [fd 50 rt 90 fd 300 rt 90]
end
```



TUND 19

NIMI


```
repeat 8 [pu fd 30 pd label [KRISTI] rt 45]
```



TUND 20

VIKERKAAR

NB! Värvitoonid võib määrata nt Paint programmis.



to vikerkaar

```
rt 90 setpensize [10 10]
setpc [255 0 0] arc 180 300
setpc [255 120 0] arc 180 290
setpc [255 255 0] arc 180 280
setpc [0 255 120] arc 180 270
setpc [0 120 255] arc 180 260
setpc [0 0 255] arc 180 250
setpc [120 0 255] arc 180 240
end
```

4 RINGI ÜKSTEISE KOHAL




```
setpc [0 136 231] setpensize [3 3]
repeat 4 [pd circle 50 pu fd 100]
```

POOLKAARED



```
to kaared
rt 90 setpc [255 0 60]
setpensize [1 1] fd 50
setpensize [10 10] arc 180 50
setpensize [1 1] fd 50
setpensize [8 8] arc 180 50
setpensize [1 1] fd 50
setpensize [6 6] arc 180 50
setpensize [1 1] fd 50
setpensize [4 4] arc 180 50
setpensize [1 1] fd 50
end
```

NÄGU

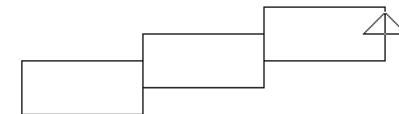


```
to nägu
circle 100
rt 45 pu fd 50 pd
circle 10 setfc [0 255 0] fill circle 10
pu bk 50 lt 90 fd 50 pd
circle 10 setfc [0 255 0] fill circle 10
pu bk 50 pd rt 45
setpc [0 0 0]
lt 50 arc 100 70
arc 100 10
end
```

TUND 21

TREPP

```
repeat 3 [repeat 2 [fd 40 rt 90 fd 90 rt 90 ] rt 90 fd 90 lt 90 fd 20]
```



PROJEKT 3

LUMEMEMM

to LUMEMEMM

```
SETFC [255 255 255] SETPC [164 227 221]
```

```
SETPENSIZ [6 6]
```

```
CIRCLE 50
```

```
PU FD 90 PD
```

```
CIRCLE 40
```

```
PU FD 70 PD
```

```
CIRCLE 30
```

```
RT 45 PU FD 15 PD
```

```
SETPC [0 0 0] SETPENSIZ [1 1] CIRCLE 5
```

```
SETFC [0 0 0] FILL CIRCLE 5
```

```
PU BK 15 LT 90 FD 15 PD
```

```
SETPC [0 0 0] SETPENSIZ [1 1] CIRCLE 5
```

```
SETFC [0 0 0] FILL CIRCLE 5
```

```
PU BK 15 RT 45 BK 50 PD
```

```
SETPC [0 0 0] SETPENSIZ [1 1] CIRCLE 5
```

```
SETFC [0 0 0] FILL CIRCLE 5
```

```
PU BK 40 PD
```

```
SETPC [0 0 0] SETPENSIZ [1 1] CIRCLE 5
```

```
SETFC [0 0 0] FILL CIRCLE 5
```

```
PU BK 40 PD
```

```
SETPC [0 0 0] SETPENSIZ [1 1] CIRCLE 5
```

```
SETFC [0 0 0] FILL CIRCLE 5
```

```
end
```



LINN2

See on võimalik algus, kuidas alustada protseduuri tegemist.

Igäüks võib edasi muuta vastavalt soovile.

to linn2

setpense [4 4] setpc [120 80 75] ruut

fd 100 rt 30

setpc [235 0 125] 3nurk

fd 30 lt 30

setpc [0 0 0] fd 40 lt 90 fd 7 rt 90

repeat 2 [fd 7 rt 90 fd 28 rt 90]

rt 90 fd 21 rt 90 fd 20 pu fd 100

pd setpc [0 255 0]

repeat 4 [bk 25 rt 90]

lt 90 fd 25 lt 90 fd 25 rt 90

pu fd 12 pd

setpc [0 0 255]

repeat 2 [fd 25 rt 90 fd 70 rt 90]

pu fd 39 pd

setpc [235 0 125] repeat 5 [repeat 2 [fd 20 rt 90 fd 70 rt 90] fd 20]

end

